

Boston
Scientific

Advancing science for life™

WOLVERINE™
Cutting Balloon™ Dilatation Device

**for the Hospital
Purchasing Committee**

**MASTER THE
COMPLEX™**

CONTENTS

Product Overview	1
Technology Overview	2
General Specifications	4
Regulatory Information	5
Prescriptive Information	9
Reimbursement Information	10
Ordering Information	11



PRODUCT OVERVIEW


WHAT IS A CUTTING BALLOON?

Coronary cutting balloon is intended for opening coronary arteries in those circumstances where a resistant lesion is encountered and unable to be opened with traditional balloon angioplasty.

WHAT MAKES THIS PRODUCT UNIQUE?

Treating complex lesions with traditional balloon angioplasty can result in complications like vessel dissection, poor luminal gain, lesion recoil, balloon slippage, and poor stent apposition.

The unique design of the WOLVERINE Cutting Balloon combines a proprietary atherotome and low pressure balloon design to directly address each of these complications.




TECHNOLOGY OVERVIEW

WOLVERINE Cutting Balloon delivers industry-leading performance with:

- Improved crossability and deliverability
- Precise, controlled cutting
- A proven mechanism of action

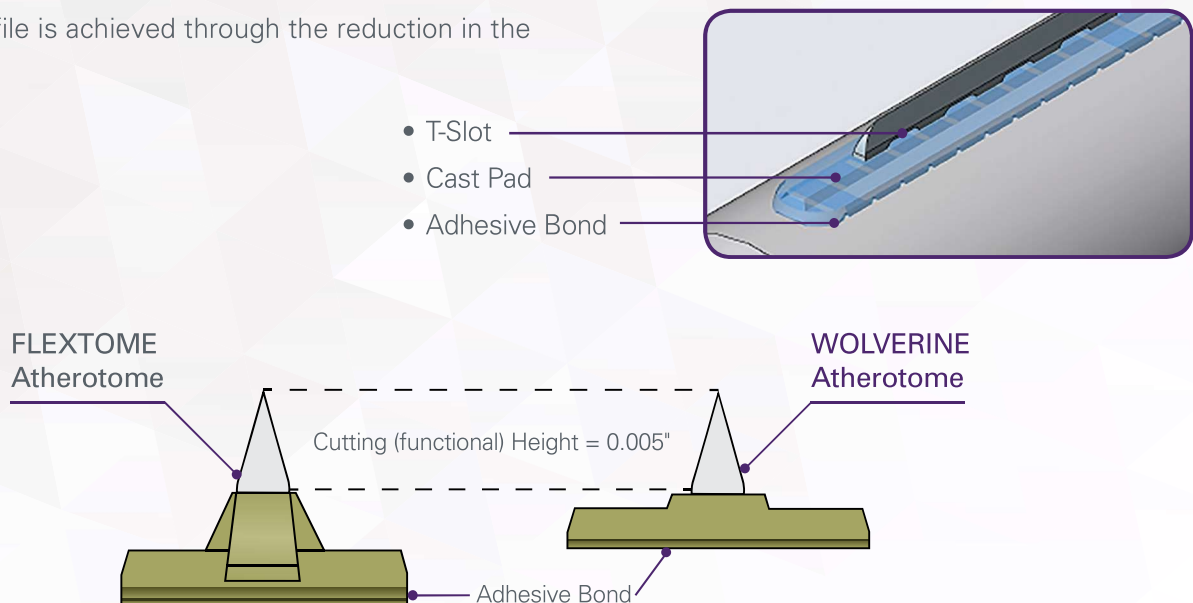
The result is optimal lumen gain with thorough vessel preparation.



TECHNOLOGY OVERVIEW

ATHEROTOME COMPARISON

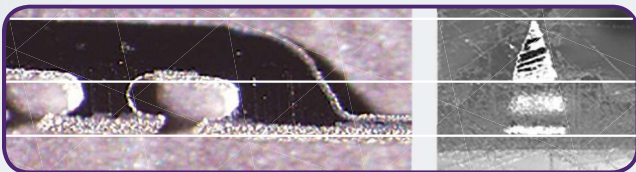
A smaller profile is achieved through the reduction in the T-Slot height.



T-SLOT BLADE DIMENSION CHANGES

- T-Slot (non-functional) height reduced by 57%
- Elongated T-Slot shape to ensure strong blade to adhesive cure

FLEXTOME



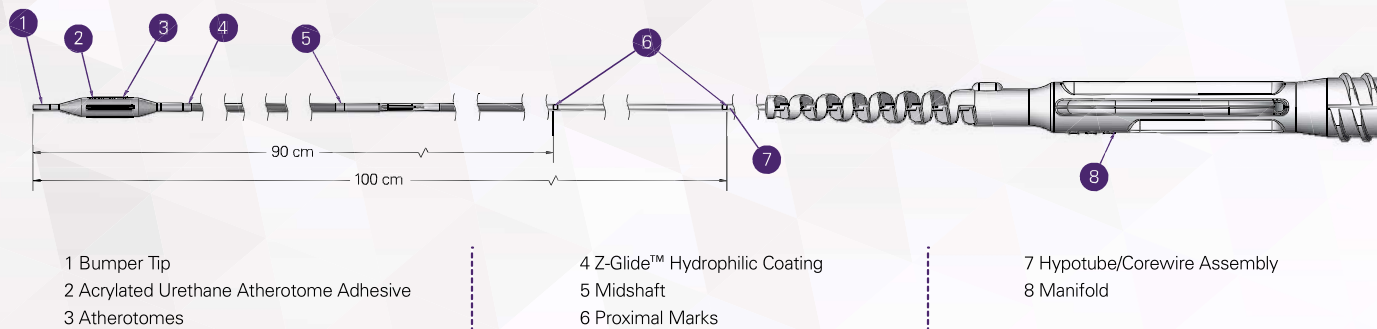
Functional Height **0.005"**
T-Slot Height **0.0059"**

WOLVERINE



Functional Height **0.005"**
T-Slot Height **0.0025"**

GENERAL SPECIFICATIONS



Indication	The WOLVERINE Cutting Balloon is indicated for use in patients with coronary vessel disease who are acceptable candidates for coronary artery bypass graft surgery, should it be urgently needed, for the purpose of improving myocardial perfusion. See page 5 for additional information.
Mechanism of Action	When the device is inflated, the atherotomes score the plaque, creating initiation sites for crack propagation. This process, referred to as atherotomy, allows dilatation of the lesion with less pressure.
Balloon Platform	NC EMERGE™ PTCA Dilatation Catheter
Device Delivery Platform	Monorail™ (143 cm) and Over-the-Wire (142 cm)
Available Balloon Diameters	Monorail: 2.00 mm, 2.25 mm, 2.50 mm, 2.75 mm, 3.00 mm, 3.25 mm, 3.50 mm, 3.75 mm, 4.00 mm
	Over-the-Wire: 2.00 mm, 2.50 mm, 3.00 mm, 3.50 mm, 4.00 mm
Available Balloon/Blade Lengths	6 mm, 10 mm, 15 mm
Rated Burst Pressure	12 ATM (1216 kPa)
Nominal Pressure	6 ATM (608 kPa)
Guide Catheter Inner Diameter	2.00–3.25 ≥ 0.056" (1.42 mm) 3.50–4.00 ≥ 0.066" (1.68 mm)
Crossing Profile	0.036" (0.91 mm)
Tip Lesion Entry Profile	0.017" (0.43 mm)

MASTER THE COMPLEX™

for Complete Revascularization

Calcific Disease

In-Stent
Restenosis

Complication
Management

Hemodynamic
Status

Education &
Training

Chronic Total
Occlusion

Left Main and
Bifurcation

Multivessel
Disease

**Boston
Scientific**

Advancing science for life™

Interventional Cardiology

300 Boston Scientific Way
Marlborough, MA 01752-1234
www.bostonscientific.com

To order product or for more information
contact customer service at 1.888.272.1001.

© 2019 Boston Scientific Corporation
or its affiliates. All rights reserved.

IC-441209-AA

Innovative Tools | Education and Training | Expert Clinical Support