

SE-1515

EMR/HIS/PACs/CIS



## Centralized ECG Explorer

Besides ECG examinations, the SE-1515 also performs as a data management system, streamlining your workflow for all the Resting ECG, Stress ECG and Holter practice with optimized interoperability.

- Bi-directional communication with ECG machines on worklist and reports.
- Cardiac consultation upon ECG reports over database sharing.
- Multiple report formats output including PDF, XML, SCP, DICOM, JPG, BMP, and DOC.
- Data access with HIS/EMR/PACs/CIS based on HL7/DICOM/GDT protocol.

## SE-1515 Sampling Boxes

Sampling Box	Description	Benefits
DE18	18/16/15/12/9-lead Wired Sampling Box	Multi-functional Top ranking performances
DX12	12/9-lead Wireless Sampling Box	Compact design Bluetooth connection
DP12	12/9-lead Wired Sampling Box	Compatible with Vacuum System



## DE18 Applications

ECG Test	Description	Benefits
18/16/15-lead Resting ECG (18-lead sampling is only available on DE18)	12-lead + V3R/V4R/V5R/V7/V8/V9	Direct examination of the right ventricle Direct examination of the posterior basal and lateral walls of the left ventricle Confirm the presence of AMI Provide accurate reflection of the true extent of myocardial damage
12-lead Resting ECG & Stress ECG	Wilson Lead System	Regular diagnosis
9-lead Resting ECG	I, II, III, aVL, aVR, avF, V1, V3, V5	Pediatric & neonatal applications

### About Edan

Edan is a healthcare company dedicated to improving the human condition around the world by delivering value-driven, innovative and high-quality medical products and services. For over 20 years, Edan has been pioneering a comprehensive line of medical solutions that address a broad range of healthcare practices including:

- Diagnostic ECG
- Patient Monitoring
- OB/GYN
- Ultrasound Imaging
- Point-of-Care Testing
- *In-Vitro* Diagnostics
- Veterinary

Healthcare professionals around the world depend on Edan's breakthrough medical technologies and outstanding customer support.



A world of potential

#### Global Headquarters:

Edan Instruments, Inc. | 15 Jinhui Road, Pingshan District, Shenzhen 518122 P.R. China | +86.755.26898326 | www.edan.com | info@edan.com

#### U.S. and Canada inquiries:

EDAN Diagnostics, Inc. | 9918 Via Pasar, San Diego, CA 92126  
+1.858.750.3066 | www.edandiagnosics.com | edan-info@edandiagnosics.com

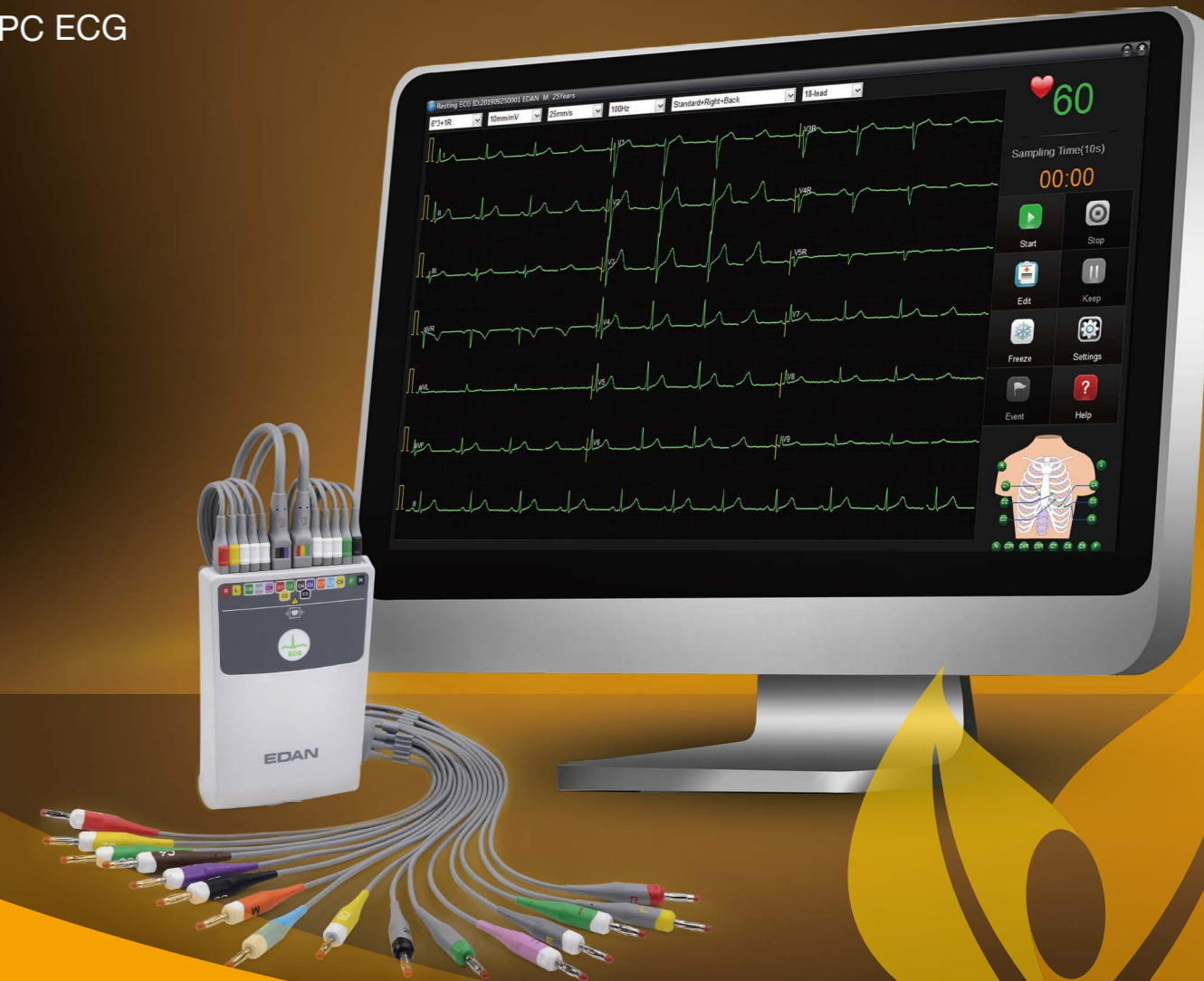
© Edan Instruments, Inc. All rights reserved. Features and specifications are subject to change without prior notice. No reproduction, copy or transmission may be made without written permission. Not all products or features are available in all countries, contact Edan for local availability.



ENG-ECG-SE-1515  
V2.0-20221118

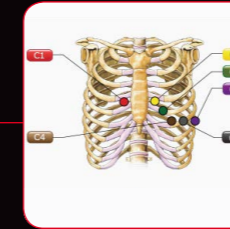
# Boost Your Productivity in All Respects

## SE-1515 PC ECG





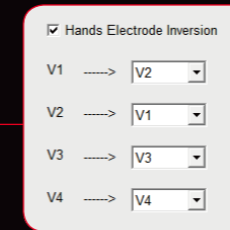
The color-coded lead map and the color-coded ECG waveforms facilitate instant signal quality indications.



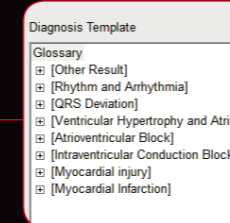
Arrhythmia segments can be detected, highlighted, and saved automatically.



Clinicians can correct the lead reversal on PC even after ECG acquisition.




The built-in ECG glossary consists of rich diagnostic templates with detail feature descriptions and integrated diagnostic results, which helps clinicians draw conclusion effectively and efficiently.



Color-coded Lead Wires



One-button Start/Stop



LED Signal Quality Indicator



## Sophisticated All-in-1 Workstation

The SE-1515 integrates comprehensive ECG solutions into one elegant PC-based platform. The versatile PC software, combining with the exquisite ECG sampling boxes, provides efficient access to diverse applications:

- 18/16/15/12/9-lead Resting ECG
- 12-lead Wired or Wireless Stress ECG
- ECG Data Management
- ECG Network Gateway

## Clinically Oriented Methodologies

The up-to-date clinical methodologies boost your productivity in each and every ECG test with practical workflow, reliable Glasgow algorithm, and rich outputs.

**Resting ECG:** Support up to 30 minutes ECG acquisition with full disclosure waveforms. VCG, TVCG, analysis are also available for corresponding applications.

**Stress Test:** Support unlimited user-defined protocols with automatic 12-lead reports. ST assessment, METs, Double Product, Duke Score and FAI% are also included to render you an integrated report.

## Maximized Performance

The DE18 and DP12 sampling boxes combine multiple ranking technologies in one, presenting maximized performance with minimized signal distortions.

- 16,000 Hz Sampling Rate: Maximize signal fidelity.
- 24 bit A/D Converter: Maximize signal resolution.
- 140 dB CMRR: Minimize signal distortions.
- 0.01~300 Hz Bandwidth: Minimize signal loss for pediatric diagnosis.